

Proud Mary

Writer: Fogerty (Creedance Clearwater Revival 1969)

(STRUM PATTERN SUGGESTIONS ON P2)

INTRO: / 1 2 3 4 /

[C]↓↑ [A]↓ ↑↓ / [C]↓↑ [A]↓ ↑↓ / [C]↓↑ [A]↓ [G]↓ / [F]↓ ↓ ↑↓ [D]↓ /

[D] [D]

[D] Left a good job in the [D] city
[D] Workin' for the man ev'ry [D] night and day
[D] And I never lost one minute of [D] sleepin'
[D] Worryin' 'bout the way things [D] might have been

[A] Big wheel keep on [A] turnin'
[Bm] Proud Mary keep on [G] burnin'
[D] Rollin' [D] rollin' [D] rollin' on the river [D]

[D] Cleaned a lot of plates in [D] Memphis
[D] Pumped a lot of 'pane down in [D] New Orleans
[D] But I never saw the [D] good side of a city
[D] 'Til I hitched a ride on a [D] river boat queen

[A] Big wheel keep on [A] turnin'
[Bm] Proud Mary keep on [G] burnin'
[D] Rollin' (rollin') [D] rollin' (rollin') [D] rollin' on the river

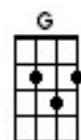
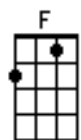
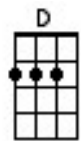
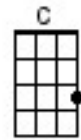
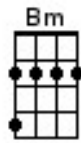
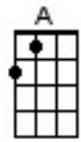
[C]↓↑ [A]↓ ↑↓ / [C]↓↑ [A]↓ ↑↓ / [C]↓↑ [A]↓ [G]↓ / [F]↓ ↓ ↑↓ [D]↓ /

[D] [D]

[D] If you come down to the [D] river
[D] Bet you gonna find some [D] people who live
[D] You don't have to worry, 'cause [D] you have no money
[D] People on the river are [D] happy to give

[A] Big wheel keep on [A] turnin'
[Bm] Proud Mary keep on [G] burnin'
[D] Rollin' [D] rollin' [D] rollin' on the river [D]
[D] Rollin' [D] rollin' [D] rollin' on the river [D]

[C]↓↑ [A]↓ ↑↓ / [C]↓↑ [A]↓ ↑↓ / [C]↓↑ [A]↓ [G]↓ / [F]↓ ↓ ↑↓ [D]↓ / [D]↓



PROUD MARY

UKULELE STRUMMING SUGGESTIONS

WRITER:- JOHN FOGERTY

TABBED BY HJB FOR NUTS

C TUNING

① = A ③ = C

② = E ④ = G

INTRO, OUTRO & INSTR BREAK - WITH KNOCKS

Musical notation for the first section of 'Proud Mary'. It features a treble clef and a 4/4 time signature. The notation includes a guitar-style staff with a 'TAB' line below it. The guitar staff shows fret numbers (0, 1, 2) and strumming directions (up and down arrows). The guitar staff is divided into measures 1 through 8. Chords are indicated above the staff: C, A, C, A, C, A, G, F, and D. Strumming patterns are shown with 'V' for downstroke and '∩' for upstroke. Measures 1 and 2 are marked with 'KNOCK' and have an 'X' over the guitar staff. Measure 4 has a '4' below the staff. Measure 8 ends with a double bar line. The ukulele staff below shows the corresponding fret numbers and strumming directions for each measure.

INTRO, OUTRO & INSTR BREAK - JUST STRUMMED!

Musical notation for the second section of 'Proud Mary'. It features a treble clef and a 4/4 time signature. The notation includes a guitar-style staff with a 'TAB' line below it. The guitar staff shows fret numbers (0, 1, 2) and strumming directions (up and down arrows). The guitar staff is divided into measures 5 through 8. Chords are indicated above the staff: C, A, C, A, C, A, G, F, and D. Strumming patterns are shown with 'V' for downstroke and '∩' for upstroke. Measure 8 ends with a double bar line. The ukulele staff below shows the corresponding fret numbers and strumming directions for each measure.

MAIN STRUMMING PATTERN

Musical notation for the main strumming pattern of 'Proud Mary'. It features a treble clef and a 4/4 time signature. The notation includes a guitar-style staff with a 'TAB' line below it. The guitar staff shows fret numbers (0, 1, 2) and strumming directions (up and down arrows). The guitar staff is divided into measures 9 through 12. Chords are indicated above the staff: C, A, C, A, G, F, and D. Strumming patterns are shown with 'V' for downstroke and '∩' for upstroke. Measures 10 and 12 are marked with 'P.M.' and 'PALM MUTE' below the staff. Measure 12 ends with a double bar line. The ukulele staff below shows the corresponding fret numbers and strumming directions for each measure.